

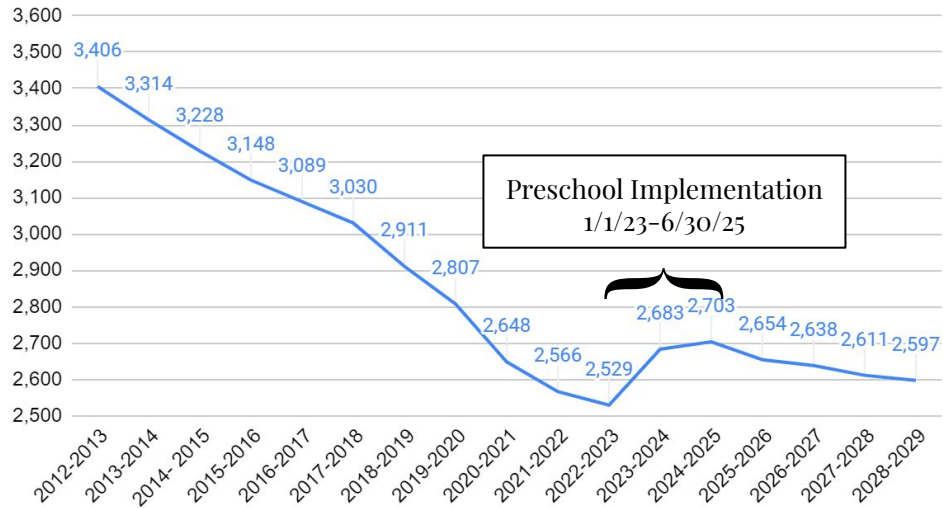
Budget Series: Enrollment Trends

October 16, 2023

Districtwide

Year	Total Enrollment
2012-2013	3,406
2013-2014	3,314
2014-2015	3,228
2015-2016	3,148
2016-2017	3,089
2017-2018	3,030
2018-2019	2,911
2019-2020	2,807
2020-2021	2,648
2021-2022	2,566
2022-2023	2,529
2023-2024	2,683
2024-2025	2,703
2025-2026	2,654
2026-2027	2,638
2027-2028	2,611
2028-2029	2,597

Districtwide Enrollment 2013-2029

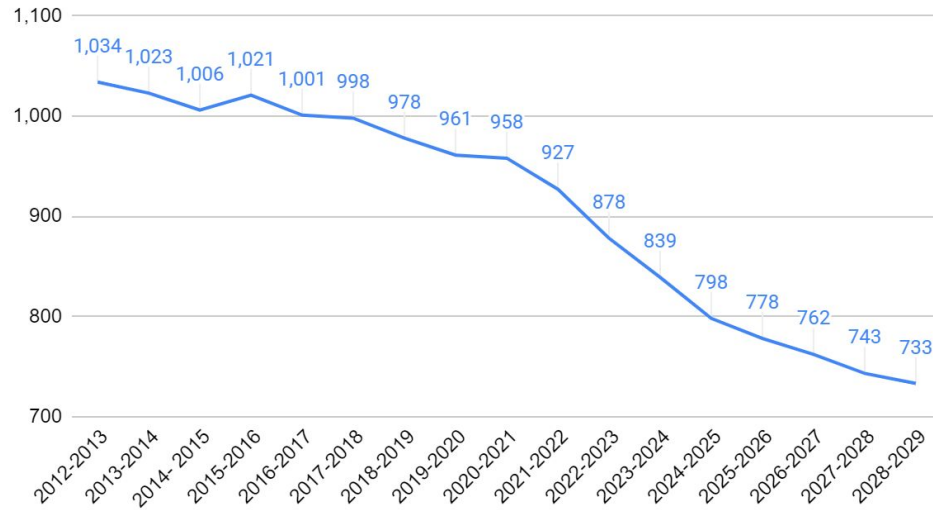


- Projected Change in Total Enrollment 2013 vs. 2029:
Decrease of 809 students or -23.8%
- Highest District Enrollment on Record: 3,648 in October 2006

Grades 9-12

Year	Grades 9-12
2012-2013	1,034
2013-2014	1,023
2014- 2015	1,006
2015-2016	1,021
2016-2017	1,001
2017-2018	998
2018-2019	978
2019-2020	961
2020-2021	958
2021-2022	927
2022-2023	878
2023-2024	839
2024-2025	798
2025-2026	778
2026-2027	762
2027-2028	743
2028-2029	733

Grades 9-12 Enrollment 2013-2029

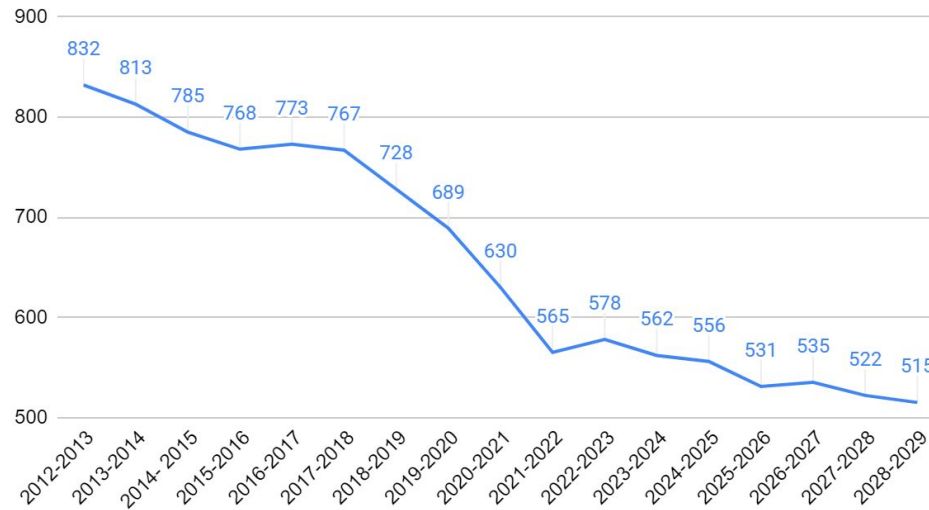


- Projected Change in 9-12 Enrollment 2013 vs. 2029:
Decrease of 301 students or -29.1%
- Highest High School (9-12) Enrollment on Record: 1,125 in October 2007

Grades 6-8

Year	Grades 6-8
2012-2013	832
2013-2014	813
2014-2015	785
2015-2016	768
2016-2017	773
2017-2018	767
2018-2019	728
2019-2020	689
2020-2021	630
2021-2022	565
2022-2023	578
2023-2024	562
2024-2025	556
2025-2026	531
2026-2027	535
2027-2028	522
2028-2029	515

Grades 6-8 Enrollment 2013-2029

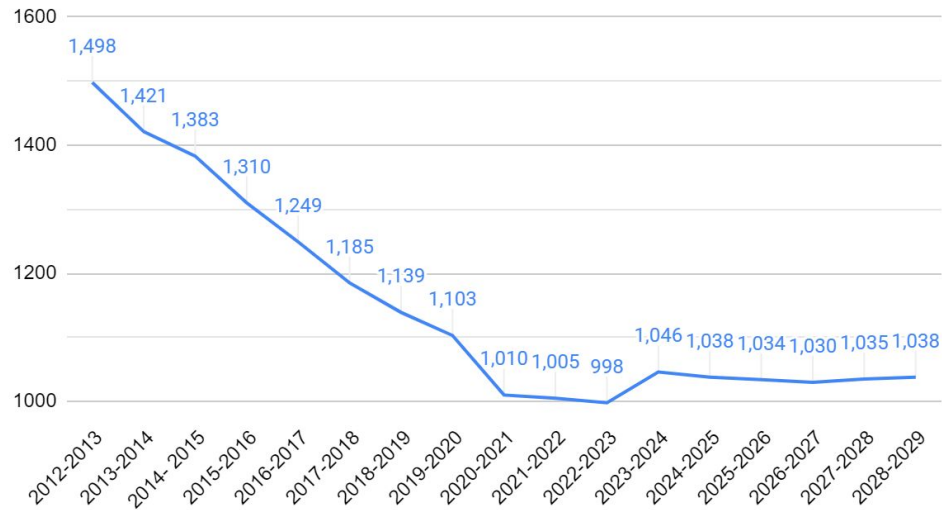


- Projected Change in 6-8 Enrollment 2013 vs. 2029:
Decrease of 317 students or -38.1%
- Highest Middle School (6-8) Enrollment on Record: 922 in October 2004

Grades K-5

Year	Grades K-5
2012-2013	1,408
2013-2014	1,421
2014-2015	1,383
2015-2016	1,310
2016-2017	1,249
2017-2018	1,185
2018-2019	1,139
2019-2020	1,103
2020-2021	1,010
2021-2022	1,005
2022-2023	998
2023-2024	1,046
2024-2025	1,038
2025-2026	1,034
2026-2027	1,030
2027-2028	1,035
2028-2029	1,038

Grades K-5 Enrollment 2013-2029



- Projected Change in K-5 Enrollment 2013 vs. 2029:
Decrease of 460 students or -30.7%

Class Sizes

- Size of District if all classes are average size of 174 students (assumes 90% of eligible 3 & 4 year olds are enrolled): 2,576
- District Policy 2312 – Class Size
 - Target Class Size Ratios:
 - Kindergarten: 18 to 1
 - Grades 1-3: 20 to 1
 - Grades 4-5: 23 to 1
 - Target Class Size Ranges:
 - Kindergarten: 16 to 20
 - Grades 1-3: 18 to 22
 - Grades 4-5: 21 to 25
 - Class size will depend on available space, funding, and other necessary or required resources and state standards.

Districtwide Detailed Data

													PEA 1	PEA 2	PEA 3					
													Estimated							
	12-13	13-14	14-15	15-16	16-17	17-18	18-19	19-20	20-21	21-22	22-23	23-24	24-25	25-26	26-27	27-28	28-29			
12th	284	268	236	249	261	251	255	235	252	240	237	228	222	189	200	187	202			
11th	267	237	249	264	242	255	237	249	238	229	226	222	189	200	187	202	173			
10th	234	251	266	253	256	242	249	240	237	231	228	189	200	187	202	173	181			
9th	249	267	255	255	242	250	237	237	231	227	187	200	187	202	173	181	177			
8th	287	279	267	253	272	256	257	249	233	199	198	187	202	173	181	177	177			
7th	279	271	259	262	245	265	243	229	209	182	189	202	173	181	177	177	168			
6th	266	263	259	253	256	246	228	211	188	184	191	173	181	177	177	168	170			
5th	264	261	246	253	250	228	214	198	191	187	169	181	177	177	168	170	173			
4th	261	250	248	251	227	211	198	198	179	169	172	177	177	168	170	173	173			
3rd	250	249	249	227	205	197	193	190	169	170	167	177	168	170	173	173	173			
2nd	252	250	236	202	190	189	185	172	164	162	170	168	170	173	173	173	173			
1st	250	230	201	200	187	190	170	179	157	166	158	170	173	173	173	173	173			
K	221	181	203	177	190	170	179	166	150	151	162	173	173	173	173	173	173			
All PK	42	57	54	49	66	80	66	54	50	69	75	236	311	311	311	311	311			
District Total	3406	3314	3228	3148	3089	3030	2911	2807	2648	2566	2529	2683	2703	2654	2638	2611	2597			

Next up in the Budget Series:

- **November 2023 - An overview of S2 and its short- & long-term consequences**
- **December 2023 - A deeper dive into preschool funding**